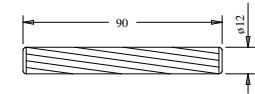
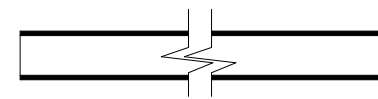
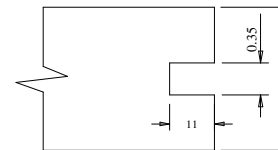


A	B	C
36"(910.4)	27.25	28.03
34"(859.6)	25.25	26.06
32"(808.8)	23.25	24.05
30"(758.0)	21.25	22.04
28"(707.2)	19.25	20.03
26"(656.4)	17.25	18.03
24"(605.6)	15.25	16.06
22"(554.8)	13.25	14.05
20"(504.0)	11.25	12.04
18"(453.2)	9.25	10.03
16"(402.4)	7.25	8.03

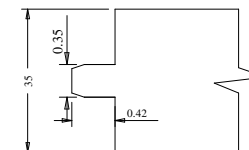
Panel Flat - 0.35



Dowel



Profile

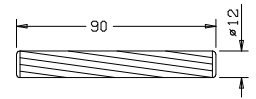
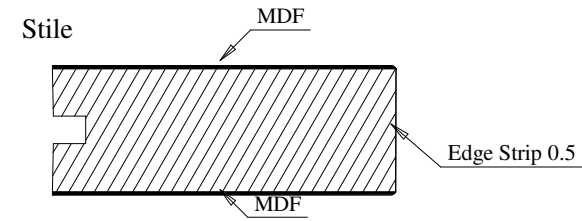
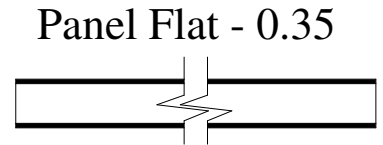
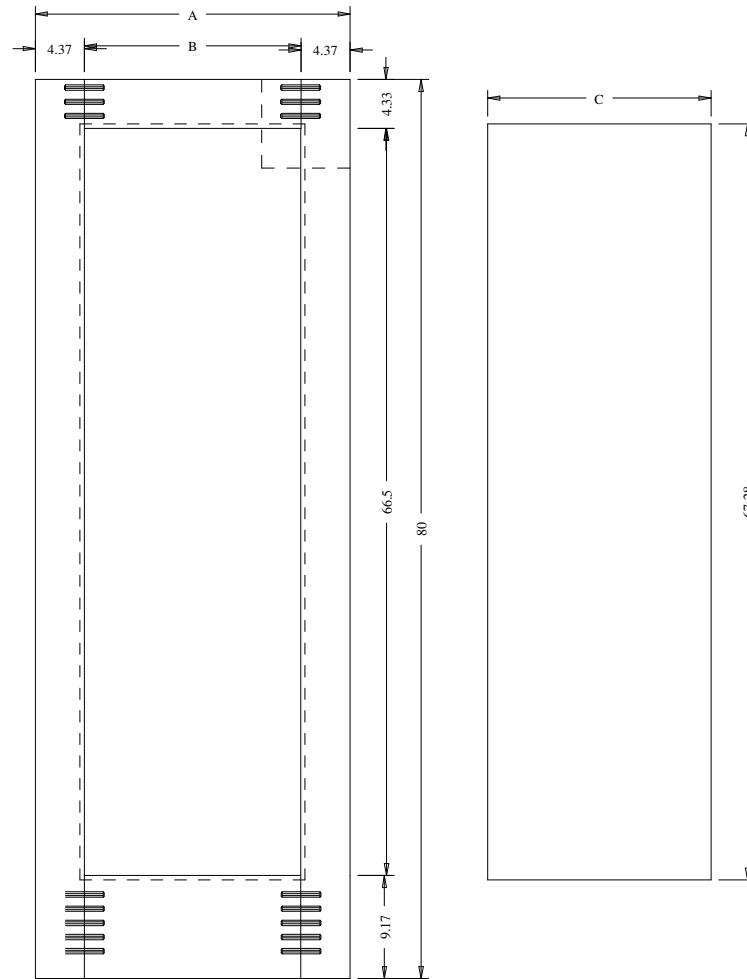


Profile

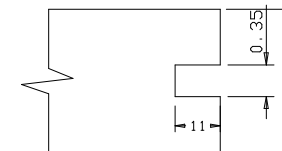
Titulo: RF#701 - 84" x 16" a 36" x 35mm - shaker - Bevel

SQUARE ONE
BUILDING PRODUCTS

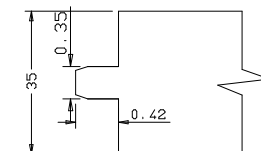
Client	963- Square One			Reviewed by	Luiz Antônio
Designer	Luiz Antônio	Approval	Charles	Review Date	30-01-2020
Date	30-01-2020	Date	30-01-2020		



Dowel



Profile



Profile

A	B	C
36"	27.25	28.03
34"	25.25	26.06
32"	23.25	24.05
30"	21.25	22.04
28"	19.25	20.03
26"	17.25	18.03
24"	15.25	16.06
22"	13.25	14.05
20"	11.25	12.04
18"	9.25	10.03
16"	7.25	8.03

Titulo: RF#701 - 80" x 16" a 36" x35mm - Primed

SQUARE ONE
BUILDING PRODUCTS

Client	963- Square One				
Designer	Luiz Antônio	Approval	Charles	Reviewed by	Luiz
Date	16-04-2018	Date	16-04-2018	Review Date	17-05-2018